

Versatrans e-Link

TRANSPORTATION DEPARTMENT



Why?

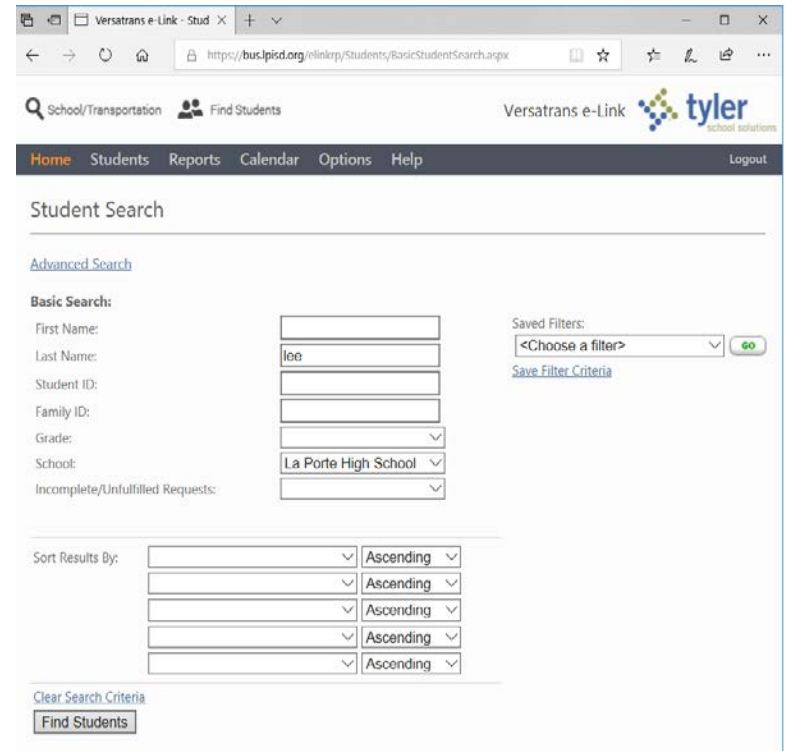
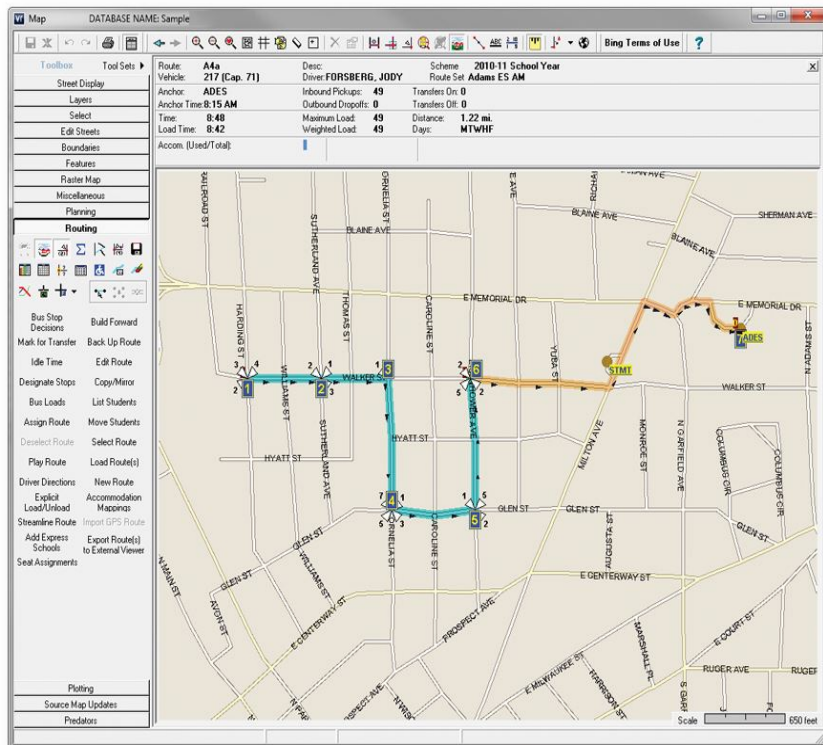
What are the Benefits?

Reduce the number of phone calls

Keep parents/guardians informed about transportation issues, such as where their children should wait for the bus.

Campus staff can use the system to retrieve bus stop information for all students.

Routing & Planning -> eLink



Logging in to e-Link

Tyler's Versatrans e-Link

If you are a parent logging in for the first time, the username will be your student's ID number.

The password will be your student's D.O.B. for example 02042011 meaning Febuary 4th 2011.

Should have any questions and/or concerns please call [281-604-7174](tel:281-604-7174).



User Name

Password

Login

Forgot your [username](#) or [password](#)?

Username format

(bse) + elink = “bseelink”

(bse) + onscreen = “bseonscreen”

(cpe) + elink = “cpeelink”

(cpe) + onscreen = “cpeonscreen”

(lpe) + elink = “lpeeilink”

(lpe) + onscreen = “lpeonscreen”

(dws) + elink = “dwselink”

(dws) + onscreen = “dwsonscreen”

(hre) + elink = “hreelink”

(hre) + onscreen = “hreonscreen”

(lxe) + elink = “lxeelink”

(lxe) + onscreen = “lxeonscreen”

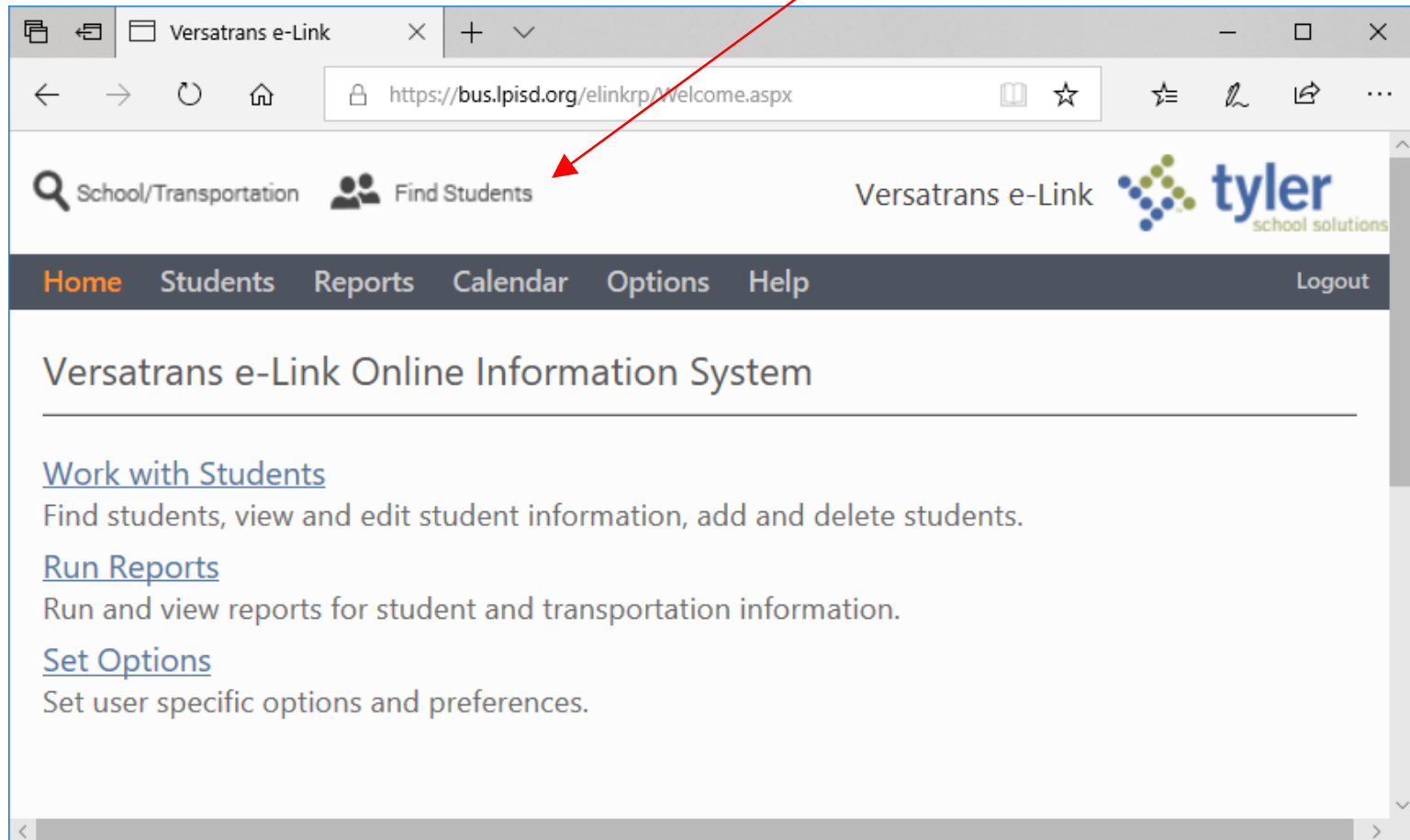
(lxj) + elink = “lxjelink”

(lxj) + onscreen = “lxjonscreen”

(jre) + elink = “jreelink”

(jre) + onscreen = “jreonscreen”

Searching for a student...



Select your campus

The screenshot shows a web browser window with the URL <https://bus.lpsd.org/elinkrp/Students/BasicStudentSearch.aspx>. The page title is "Student Search". The navigation bar includes "Home", "Students", "Reports", "Calendar", "Options", "Help", and "Logout". The "Students" link is highlighted. The "Basic Search" section contains the following fields:

- First Name:
- Last Name:
- Student ID:
- Family ID:
- Grade:
- School:
- Incomplete/Unfulfilled Requests:

A red arrow points to the "Administration" dropdown menu in the "School" field. To the right of the search fields, there is a "Saved Filters" section with a dropdown menu showing "<Choose a filter>" and a "GO" button. Below this is a link to "Save Filter Criteria". At the bottom, there is a "Sort Results By:" section with five rows of dropdown menus, all currently set to "Ascending". A "Clear Search Criteria" link and a "Find Students" button are located at the bottom left.

Enter student information and select “Find Students”

The screenshot shows the 'Student Search' page in the Versatrans e-Link system. The page has a navigation bar with links for Home, Students, Reports, Calendar, Options, and Help. The main content area is titled 'Student Search' and includes a link for 'Advanced Search'. Under 'Basic Search:', there are input fields for First Name, Last Name (containing 'Adams'), Student ID, Family ID, Grade, School (containing 'College Park Element'), and Incomplete/Unfulfilled Requests. To the right, there is a 'Saved Filters' section with a dropdown menu set to '<Choose a filter>' and a 'GO' button. Below the search fields, there is a 'Sort Results By:' section with five rows of dropdown menus, all currently set to 'Ascending'. At the bottom left, there is a 'Clear Search Criteria' link and a 'Find Students' button. Two red arrows are overlaid on the image: one points from the top text to the First Name input field, and the other points from the same text to the 'Find Students' button.

Versatrans e-Link - Stud x + -

https://bus.lpsid.org/elinkrp/Students/BasicStudentSearch.aspx

School/Transportation Find Students

Versatrans e-Link tyler school solutions

Home Students Reports Calendar Options Help Logout

Student Search

[Advanced Search](#)

Basic Search:

First Name:

Last Name:

Student ID:

Family ID:

Grade:

School:

Incomplete/Unfulfilled Requests:

Saved Filters:

[Save Filter Criteria](#)

Sort Results By:

<input type="text"/>	Ascending
<input type="text"/>	Ascending
<input type="text"/>	Ascending
<input type="text"/>	Ascending
<input type="text"/>	Ascending

[Clear Search Criteria](#)

Select Student

The screenshot shows a web browser window with the URL <https://bus.lpsd.org/elinkrp/Students/StudentList.aspx>. The page title is "Versatrans e-Link - Stud". The browser's address bar shows the URL. The page header includes a search bar with "School/Transportation" and "Find Students" buttons, and the "Versatrans e-Link" logo with the "tyler school solutions" tagline. The navigation menu includes "Home", "Students", "Reports", "Calendar", "Options", "Help", and "Logout". The main content area is titled "Search Results".

Search:
'Last Name' equals 'Martinez'
AND 'School Description' equals 'College Park Elementary'
Search returned 6 of 6 total records found...

Student Name	School	Grade
Martinez , Anthony	College Park Elementary	04
Martinez , Ariana	College Park Elementary	KG
Martinez , Briella	College Park Elementary	02
Martinez , Gloria	College Park Elementary	02
Martinez , Isaac	College Park Elementary	APPCD
Martinez , Noah	College Park Elementary	05

Page: 1 of 1 |

To search again, use:
[Basic Search](#) to conduct a simple search
[Advanced Search](#) for more complex search options

Bus Stop Information

Versatrans e-Link - View

https://bus.lpsd.org/mlinkrp/Students/ViewStudentInformation.aspx?QS=5%2fnPi

Colten Adams

Email Student Record | Choose export option... | Go | Return to Student List | View Previous Student | View Next Student

Viewing Record 1 of 1

Student Information

First Name:	Colten	Last Name:	Adams
Student ID:	561616	Middle Name:	James
Grade:	05	Last Name Suffix:	
School:	College Park Elementary	Legal Name:	
Program:	Regular Education	Birth Date:	6/22/2009
Eligibility:	H	Home Phone:	2817016555
Family ID	2817016555	Gender:	M

[Hide Transportation Information](#)

Transportation Information

Request Information: Type: **IN** Status: **Ride** From: **SOMERTON DR@BANDRIDGE RD** To: **College Park Elementary** 7:45 AM

Days: **All** Walk Dist: **0.20 mi.**

From	Time	Route	Bus	Days	To	Time
SOMERTON DR@BANDRIDGE RD	7:39 AM	403 AM2	403	MTWHF	COLLEGE PARK ELEMENTARY SCHOOL	7:45 AM

Request Information: Type: **OUT** Status: **Ride** From: **College Park Elementary** 3:55 PM To: **SOMERTON DR@BANDRIDGE RD**

Days: **All** Walk Dist: **0.20 mi.**

From	Time	Route	Bus	Days	To	Time
COLLEGE PARK ELEMENTARY SCHOOL	3:55 PM	403 PM2	403	MTWHF	SOMERTON DR@BANDRIDGE RD	3:59 PM

[Show Basic Information](#)

Edit Student

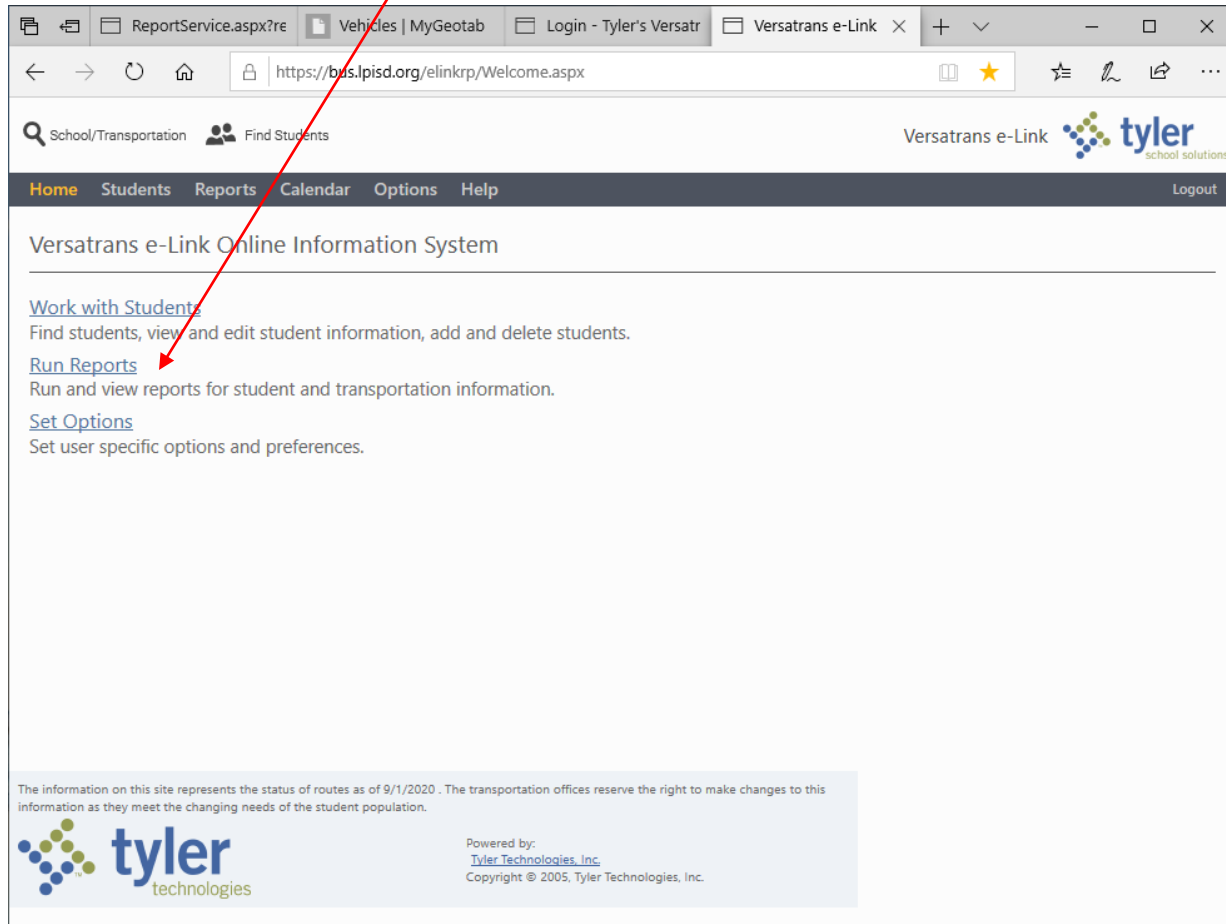
Bus Number

Pickup Time

Drop Off Time

Bus Stop Location

Reports – Working with multiple students



The screenshot shows a web browser window with the URL <https://bus.lpsd.org/elinkrp/Welcome.aspx>. The browser tabs include 'ReportService.aspx?re', 'Vehicles | MyGeotab', 'Login - Tyler's Versatr', and 'Versatrans e-Link'. The page header features a search bar with 'School/Transportation' and 'Find Students', and the 'Versatrans e-Link' logo with the 'tyler school solutions' tagline. A navigation menu at the top includes 'Home', 'Students', 'Reports', 'Calendar', 'Options', and 'Help', with a 'Logout' link on the right. The main content area is titled 'Versatrans e-Link Online Information System' and contains three links: 'Work with Students' (with a description: 'Find students, view and edit student information, add and delete students.'), 'Run Reports' (with a description: 'Run and view reports for student and transportation information.'), and 'Set Options' (with a description: 'Set user specific options and preferences.'). A red arrow points to the 'Run Reports' link. At the bottom, a disclaimer states: 'The information on this site represents the status of routes as of 9/1/2020. The transportation offices reserve the right to make changes to this information as they meet the changing needs of the student population.' The footer includes the 'tyler technologies' logo, the text 'Powered by: Tyler Technologies, Inc.', and 'Copyright © 2005, Tyler Technologies, Inc.'

Student List Report

The screenshot shows a web browser window with the URL <https://bus.lpsd.org/mlinkr/Reports/ReportsHome.aspx>. The browser tabs include 'ReportService.as...', 'Vehicles | MyGec...', 'Login - Tyler's Ve', and 'Versatrans e-Link'. The page header features a search bar with 'School/Transportation' and 'Find Students', and the 'Versatrans e-Link' logo with the 'tyler school solutions' tagline. A navigation menu at the top includes 'Home', 'Students', 'Reports', 'Calendar', 'Options', and 'Help', with a 'Logout' link on the right. The main content area is titled 'Reports - Home' and contains two sections: 'Student List Report' with a red arrow pointing to the link, and 'Stop Locations Report'. Both sections include instructions on how to use the respective reports.

ReportService.as... Vehicles | MyGec... Login - Tyler's Ve Versatrans e-Link

← → ↻ 🏠 <https://bus.lpsd.org/mlinkr/Reports/ReportsHome.aspx> ☆ ⚙️ 🔍

🔍 School/Transportation 👤 Find Students Versatrans e-Link tyler school solutions

Home Students Reports Calendar Options Help Logout

Reports - Home

Student List Report →
Use [Student List Report](#) to retrieve information on students.

Stop Locations Report
Use [Stop Locations Report](#) to display key stop information for a selected route.

Select “Advanced Filter”

The screenshot shows a web browser window with the URL <https://bus.lpsd.org/elinkep/Students/BasicStudentSearch.aspx?Student>. The page title is "Student List Report". A red arrow points to the "Advanced Filter" link. The page contains a "Basic Filter" section with input fields for First Name, Last Name, Student ID, Family ID, Grade, School, and Incomplete/Unfulfilled Requests. The "School" dropdown is set to "Administration". There is a "Saved Filters" section with a dropdown menu showing "<Choose a filter>" and a "GO" button. Below the filters is a "Sort Results By:" section with five rows of dropdown menus, all set to "Ascending". At the bottom, there are links for "Clear Filter Criteria" and a "Create Report" button.

[Advanced Filter](#)

Basic Filter

First Name:

Last Name:

Student ID:

Family ID:

Grade:

School:

Incomplete/Unfulfilled Requests:

Saved Filters:

[Save Filter Criteria](#)

Sort Results By:

<input type="text"/>	Ascending
<input type="text"/>	Ascending
<input type="text"/>	Ascending
<input type="text"/>	Ascending
<input type="text"/>	Ascending

[Clear Filter Criteria](#)

Creating a query

The screenshot shows a web browser window with the URL `https://bus.lpsd.org/elinrkp/Students/AdvancedStudentSearch.aspx?Stu`. The page title is "Student List Report". The navigation bar includes "Home", "Students", "Reports", "Calendar", "Options", and "Help". The "Students" link is highlighted. The "Find Students" section is active, showing a search interface. The "Advanced Filter" section is expanded, displaying a table with columns: Logical Op, Field, Operator, and Value. The "Logical Op" dropdown is set to "And", the "Field" dropdown is empty, the "Operator" dropdown is set to "Equals", and the "Value" dropdown is empty. Below the table is an "Add Criteria" button. To the right of the table is a "Filter Criteria Summary" section with a text area and a "Clear Filter Criteria" link. Below the summary is a "Sort Results By:" section with a table of five rows, each with a dropdown menu set to "Ascending". At the bottom is a "Create Report" button. The "Saved Filters:" section on the right shows a dropdown menu with "<Choose a filter>" and a "GO" button, with a "Save Filter Criteria" link below it.

ReportService.asx Vehicles | MyGec Login - Tyler's Ve Versatrans e-Link

https://bus.lpsd.org/elinrkp/Students/AdvancedStudentSearch.aspx?Stu

School/Transportation Find Students Versatrans e-Link tyler school solutions

Home Students Reports Calendar Options Help Logout

Student List Report

[Basic Filter](#)

Advanced Filter
Specify criteria below. For each parameter, select a field, operator, and value - click "Add" to add parameter to search criteria. You may specify additional parameters, using logical operators.

Logical Op:	Field:	Operator:	Value:
And		Equals	

[Add Criteria](#)

Filter Criteria Summary

[Clear Filter Criteria](#)

Sort Results By:	
	Ascending
	Ascending
	Ascending
	Ascending
	Ascending

[Create Report](#)

Saved Filters:
<Choose a filter> [GO](#)
[Save Filter Criteria](#)

Select your campus

The screenshot shows the 'Student List' filter menu in the Versatrans e-Link application. The menu is open, displaying a list of filter criteria. The 'Basic Filter' section includes 'First Name', 'Last Name', 'Grade', 'Program Description', and 'School Description'. The 'Advanced Filter' section includes 'Student ID', 'Gender', 'Birth Date', 'Family ID', 'Eligibility', 'Legal Last Name', 'Home Phone', 'Emergency Contact', 'Emergency Phone', 'INFO Academy', 'INFO After School-HDC', 'INFO BILINGUAL', 'INFO BIP', 'INFO Campus to Campus', 'INFO Car Seat', 'INFO delete', 'INFO delete2', 'INFO Dual Language', 'INFO Homeless', 'INFO In District Transfer', 'INFO Monitor Required', 'INFO Out of District Transfer', 'INFO Overflow', and 'INFO PreSIFSyncStudents'. The 'Operator' is set to 'Equals' and the 'Value' is 'Administration'. The 'Filter Criteria' section is empty. The 'Sort Results By' section shows a list of criteria with 'Ascending' order selected for each.

Student List

Basic Filter

Advanced Filter

Operator: Equals Value: Administration

Filter Criteria

Sort Results By

Ascending

The screenshot shows the 'Student List Report' page in the Versatrans e-Link application. The 'Basic Filter' section is empty. The 'Advanced Filter' section includes 'School Description' and 'Eligibility'. The 'Operator' is set to 'Equals' and the 'Value' is 'Administration'. The 'Filter Criteria Summary' section is empty. The 'Sort Results By' section shows a list of criteria with 'Ascending' order selected for each. A dropdown menu is open, showing a list of campuses: 'Administration', 'Baker 6th Grade Campus', 'Bayshore Elementary', 'College Park Elementary', 'DAC', 'DeWalt Campus "A"', 'Heritage Elementary', 'Jennie Reid Elementary', 'La Porte Elementary', 'La Porte High School', 'La Porte Jr High', 'Lomax Elementary', 'Lomax Jr High', and 'Rizzuto Elementary'. The 'Bayshore Elementary' option is highlighted.

Student List Report

Basic Filter

Advanced Filter

Operator: Equals Value: Administration

Filter Criteria Summary

Sort Results By

Ascending

Administration
Baker 6th Grade Campus
Bayshore Elementary
College Park Elementary
DAC
DeWalt Campus "A"
Heritage Elementary
Jennie Reid Elementary
La Porte Elementary
La Porte High School
La Porte Jr High
Lomax Elementary
Lomax Jr High
Rizzuto Elementary

Build/Add to Query

The screenshot shows the 'Student List Report' page in the Versatrans e-Link application. The interface includes a navigation bar with 'Home', 'Students', 'Reports', 'Calendar', 'Options', and 'Help'. The 'Advanced Filter' section allows users to specify search criteria. A red arrow points to the 'Add Criteria' button, which is used to add new filter parameters. The current filter criteria are: Logical Op: And, Field: School Description, Operator: Equals, Value: Bayshore Elementary. Below the filter criteria, there is a 'Filter Criteria Summary' section and a 'Clear Filter Criteria' link. The 'Sort Results By' section allows users to sort the results by multiple fields, each with a default 'Ascending' sort order. A 'Create Report' button is located at the bottom of the page.

ReportService.asx Vehicles | MyGe Login - Tyler's Ve Versatrans e-Link

https://bus.lpsd.org/mlinkrp/Students/AdvancedStudentSearch.aspx?Sti

School/Transportation Find Students Versatrans e-Link tyler school solutions

Home Students Reports Calendar Options Help Logout

Student List Report

[Basic Filter](#)

Advanced Filter
Specify criteria below. For each parameter, select a field, operator, and value - click "Add" to add parameter to search criteria. You may specify additional parameters, using logical operators.

Logical Op: Field: Operator: Value:

Filter Criteria Summary

[Clear Filter Criteria](#)

Sort Results By:

<input type="text"/>	<input type="text" value="Ascending"/>
<input type="text"/>	<input type="text" value="Ascending"/>
<input type="text"/>	<input type="text" value="Ascending"/>
<input type="text"/>	<input type="text" value="Ascending"/>
<input type="text"/>	<input type="text" value="Ascending"/>

Saved Filters:

[Save Filter Criteria](#)

Add additional criteria

The screenshot shows the 'Advanced Student Search' page in the Versatrans e-Link system. A red arrow points to the 'Add Criteria' button, which has opened a dropdown menu. The menu lists various criteria, with 'W/R Status' highlighted in blue. The interface includes a search bar, a 'Basic Filter' section, an 'Advanced Filter' section with a 'Logical Op' dropdown set to 'And', and a 'Filter Criteria' section with a text input field. There are also 'Operator' and 'Value' dropdowns, a 'Saved Filters' section, and a 'Create Report' button at the bottom.

ReportService.asx Vehicles | MyGec Login - Tyler's Ve Versatrans e-Link

https://bus.lpsd.org/jelinkrp/Students/AdvancedStudentSearch.aspx?Sti

School/Trans

Home Stu

Student L

Basic Filter

Advanced Fil

Specify criteria b

You may specify

Logical Op:

And

Add Criteria

Filter Criteria

'School Des

Clear Filter Cr

Sort Results B

Route

Route Package

Bus Stop

W/R Status

Incomplete/Unfulfilled Requests

INFO delete2

INFO Dual Language

INFO Homeless

INFO In District Transfer

INFO Monitor Required

INFO Out of District Transfer

INFO Overflow

INFO PreSIFSyncStudents

INFO Program

INFO School Program

INFO Special Needs

INFO SPED DAYS

INFO SPORT

INFO SPORT CAMP

INFO Star Seat

INFO StudentNumbersCheck

INFO Summer School

INFO TagID

INFO Tutorial (M)

INFO Tutorial (T)

INFO Tutorial (TH)

INFO Tutorial (W)

INFO VST MY STOP

INFO Wheelchair

Bus

Route

Route Package

Bus Stop

W/R Status

Incomplete/Unfulfilled Requests

Operator:

Value:

Equals

No School

Saved Filters:

<Choose a filter>

GO

Save Filter Criteria

Create Report

Add additional criteria – i.e. Bus Rider

The screenshot shows a web browser window with the URL <https://bus.lpsid.org/elinkrp/Students/AdvancedStudentSearch.aspx?St>. The page title is "Student List Report". The navigation bar includes "Home", "Students", "Reports", "Calendar", "Options", "Help", and "Logout". The "Find Students" section is active.

Advanced Filter
Specify criteria below. For each parameter, select a field, operator, and value - click "Add" to add parameter to search criteria. You may specify additional parameters, using logical operators.

Logical Op: Field: Operator:

No School

No Bus

Ride

Filter Criteria Summary
'School Description' Equals 'Bayshore Elementary'

[Clear Filter Criteria](#)

Sort Results By:

<input type="text"/>	Ascending
<input type="text"/>	Ascending
<input type="text"/>	Ascending
<input type="text"/>	Ascending
<input type="text"/>	Ascending

Saved Filters:
<Choose a filter>
[Save Filter Criteria](#)

Complete the query

The screenshot shows the 'Advanced Student Search' page in the Versatrans e-Link system. The interface includes a navigation bar with 'Home', 'Students', 'Reports', 'Calendar', 'Options', and 'Help'. The main content area is titled 'Student List Report' and contains a 'Basic Filter' link and an 'Advanced Filter' section. The 'Advanced Filter' section has instructions: 'Specify criteria below. For each parameter, select a field, operator, and value - click "Add" to add parameter to search criteria. You may specify additional parameters, using logical operators.' It features four input fields: 'Logical Op:' (set to 'And'), 'Field:' (empty, with a red arrow pointing to it), 'Operator:' (set to 'Equals'), and 'Value:' (empty). Below these is an 'Add Criteria' button. A 'Filter Criteria Summary' box displays the current criteria: 'School Description' Equals 'Bayshore Elementary' AND 'W/R Status' Equals 'Ride'. To the right, there is a 'Saved Filters' section with a dropdown set to '<Choose a filter>' and a 'Go' button, along with a 'Save Filter Criteria' link. At the bottom, there is a 'Sort Results By:' section with five rows of dropdown menus, each currently set to 'Ascending', and a 'Create Report' button.

ReportService.asx Vehicles | MyGec Login - Tyler's Ve Versatrans e-Link

https://bus.lpsd.org/elinkep/Students/AdvancedStudentSearch.aspx?Stu

School/Transportation Find Students Versatrans e-Link tyler school solutions

Home Students Reports Calendar Options Help Logout

Student List Report

[Basic Filter](#)

Advanced Filter
Specify criteria below. For each parameter, select a field, operator, and value - click "Add" to add parameter to search criteria. You may specify additional parameters, using logical operators.

Logical Op: Field: Operator: Value:

Filter Criteria Summary

'School Description' Equals 'Bayshore Elementary'
AND 'W/R Status' Equals 'Ride'

[Clear Filter Criteria](#)

Sort Results By:

<input type="text"/>	<input type="text" value="Ascending"/>
<input type="text"/>	<input type="text" value="Ascending"/>
<input type="text"/>	<input type="text" value="Ascending"/>
<input type="text"/>	<input type="text" value="Ascending"/>
<input type="text"/>	<input type="text" value="Ascending"/>

Saved Filters:

[Save Filter Criteria](#)

Run the Report

The screenshot shows a web browser window with the URL <https://bus.lpsd.org/elnkrp/Students/AdvancedStudentSearch.aspx?Stu>. The page title is "Student List Report".

Basic Filter

Advanced Filter
Specify criteria below. For each parameter, select a field, operator, and value - click "Add" to add parameter to search criteria. You may specify additional parameters, using logical operators.

Logical Op: Field: Operator: Value:

Filter Criteria Summary

'School Description' Equals 'Bayshore Elementary'
AND 'W/R Status' Equals 'Ride'

[Clear Filter Criteria](#)

Sort Results By:

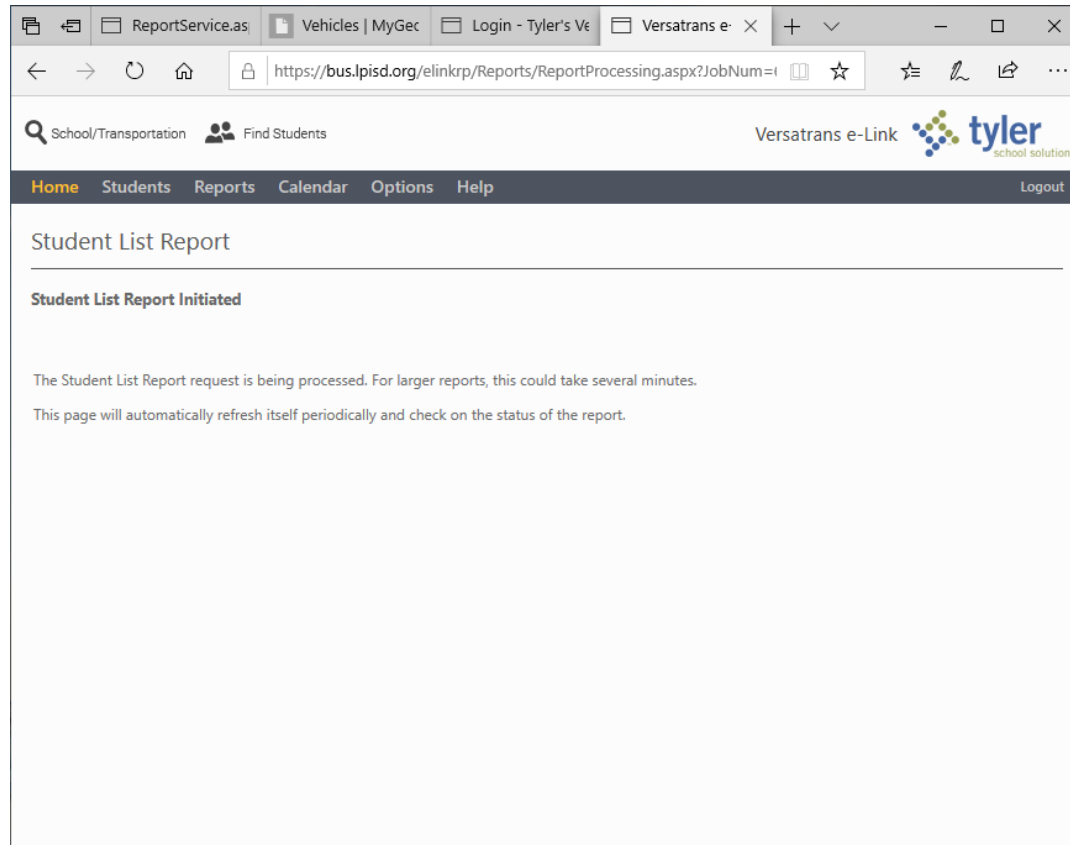
<input type="text" value=""/>	<input type="text" value="Ascending"/>
<input type="text" value=""/>	<input type="text" value="Ascending"/>
<input type="text" value=""/>	<input type="text" value="Ascending"/>
<input type="text" value=""/>	<input type="text" value="Ascending"/>
<input type="text" value=""/>	<input type="text" value="Ascending"/>

Saved Filters:

<Choose a filter>

[Save Filter Criteria](#)

Compiling Report



Completed Report

ReportService.aspx?report=Vehicles | MyGeotab Login - Tyler's Versatrans Versatrans e-Link - St x +

[School/Transportation](#) Find Students

Versatrans e-Link tyler school solutions

Home Students Reports Calendar Options Help Logout

Student List Report

Create New Report (return to filter) Choose export option... Go

Student List Report:

- ☒ Show transportation information
- ☐ Show emergency contact information
- ☐ Print each student on a separate page (PDF/RTF version)

115 records found.
'School Description' equals 'Bayshore Elementary'
AND 'W/R Status' equals 'Ride'

Student List Report									
<u>Alvarez, Kimberlie</u>			Grade: 05	Home Phone: 8328931380					
Dir	Status	School	From	Time	Route	Bus	Days	To	Time
I	Ride	Bayshore Elementary	S KANSAS AVE@E E ST	6:56 am	215 AM2	215	MTWHF	Bayshore ES	7:15 am
O	Ride	Bayshore Elementary	Bayshore ES	3:15 pm	215 PM2	215	MTWHF	S KANSAS AVE@E E ST	3:33 pm

<u>Anderson, Sawyer</u>			Grade: KG	Home Phone:					
Dir	Status	School	From	Time	Route	Bus	Days	To	Time
I	Walker	Bayshore Elementary					MTWHF		
O	Ride	Bayshore Elementary	Bayshore ES	3:15 pm	215 PM2	215	MTWHF	1713 S Broadway Street	3:27 pm

<u>Annis, Evan</u>			Grade: 04	Home Phone: 2816283031					
Dir	Status	School	From	Time	Route	Bus	Days	To	Time
I	Walker	Bayshore Elementary					MTWHF		
O	Ride	Bayshore Elementary	Bayshore ES	3:15 pm	115 PM2	115	MTWHF	S BROADWAY ST@OAKHURST ST	3:33 pm

<u>Barrera, Jose</u>			Grade: 04	Home Phone: 2818029996					
Dir	Status	School	From	Time	Route	Bus	Days	To	Time
I	Ride	Bayshore Elementary	S KANSAS AVE@E E ST	6:56 am	215 AM2	215	MTWHF	Bayshore ES	7:15 am
O	Ride	Bayshore Elementary	Bayshore ES	3:15 pm	215 PM2	215	MTWHF	S KANSAS AVE@E E ST	3:33 pm

Parent/Guardian View

Login - Tyler's Versatran X + -


https://bus.lpsd.org/mlinkrp/Login.aspx

Tyler's Versatrans e-Link

If you are a parent logging in for the first time, the username will be your student's ID number.

The password will be your student's D.O.B. for example 02042011 meaning Febuary 4th 2011.

Should have any questions and/or concerns please call [281-604-7174](tel:281-604-7174).

 User Name

Password

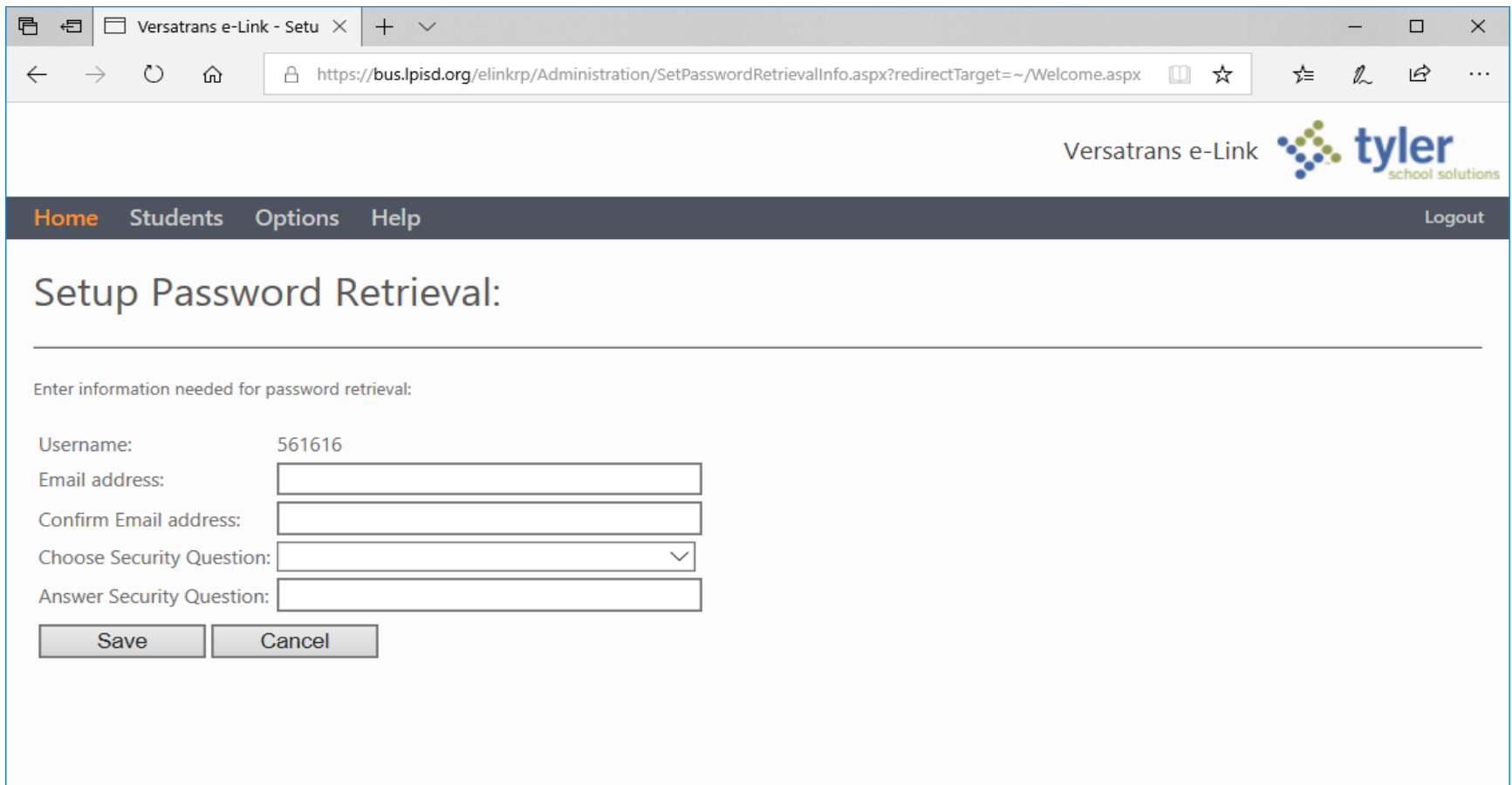
Login

Forgot your [username](#) or [password](#)?


Username = Student ID

Password = D.O.B.

Password Security



The screenshot shows a web browser window with the title 'Versatrans e-Link - Setu'. The address bar displays the URL: <https://bus.lpsd.org/elinkrp/Administration/SetPasswordRetrievalInfo.aspx?redirectTarget=~//Welcome.aspx>. The page header includes the text 'Versatrans e-Link' and the 'tyler school solutions' logo. A navigation bar contains links for 'Home', 'Students', 'Options', and 'Help', along with a 'Logout' link. The main content area is titled 'Setup Password Retrieval:' and contains the instruction 'Enter information needed for password retrieval:'. The form includes the following fields: 'Username' (pre-filled with '561616'), 'Email address', 'Confirm Email address', 'Choose Security Question' (a dropdown menu), and 'Answer Security Question'. At the bottom of the form are 'Save' and 'Cancel' buttons.

Versatrans e-Link 

[Home](#) [Students](#) [Options](#) [Help](#) [Logout](#)

Setup Password Retrieval:

Enter information needed for password retrieval:

Username: 561616

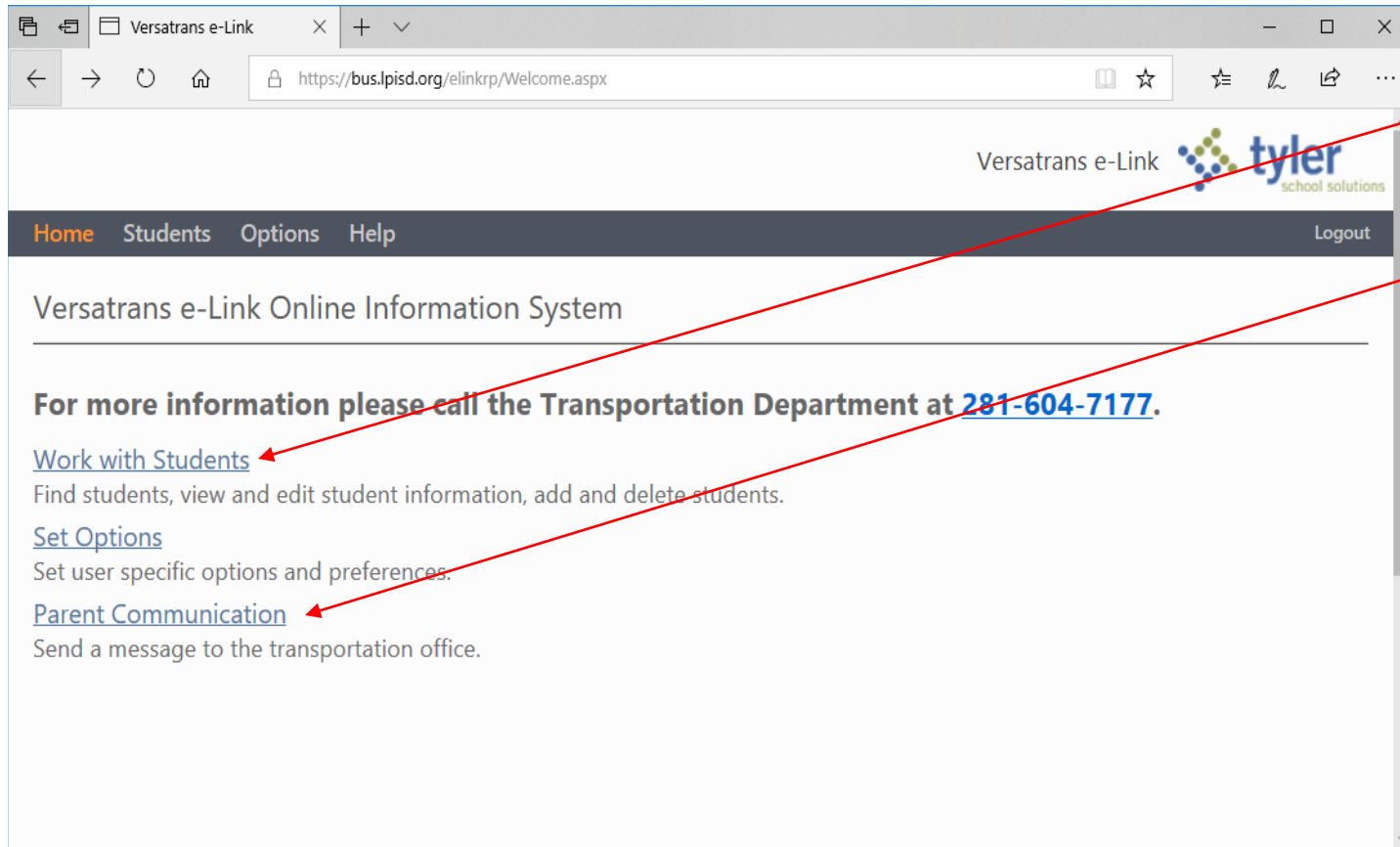
Email address:

Confirm Email address:

Choose Security Question:

Answer Security Question:

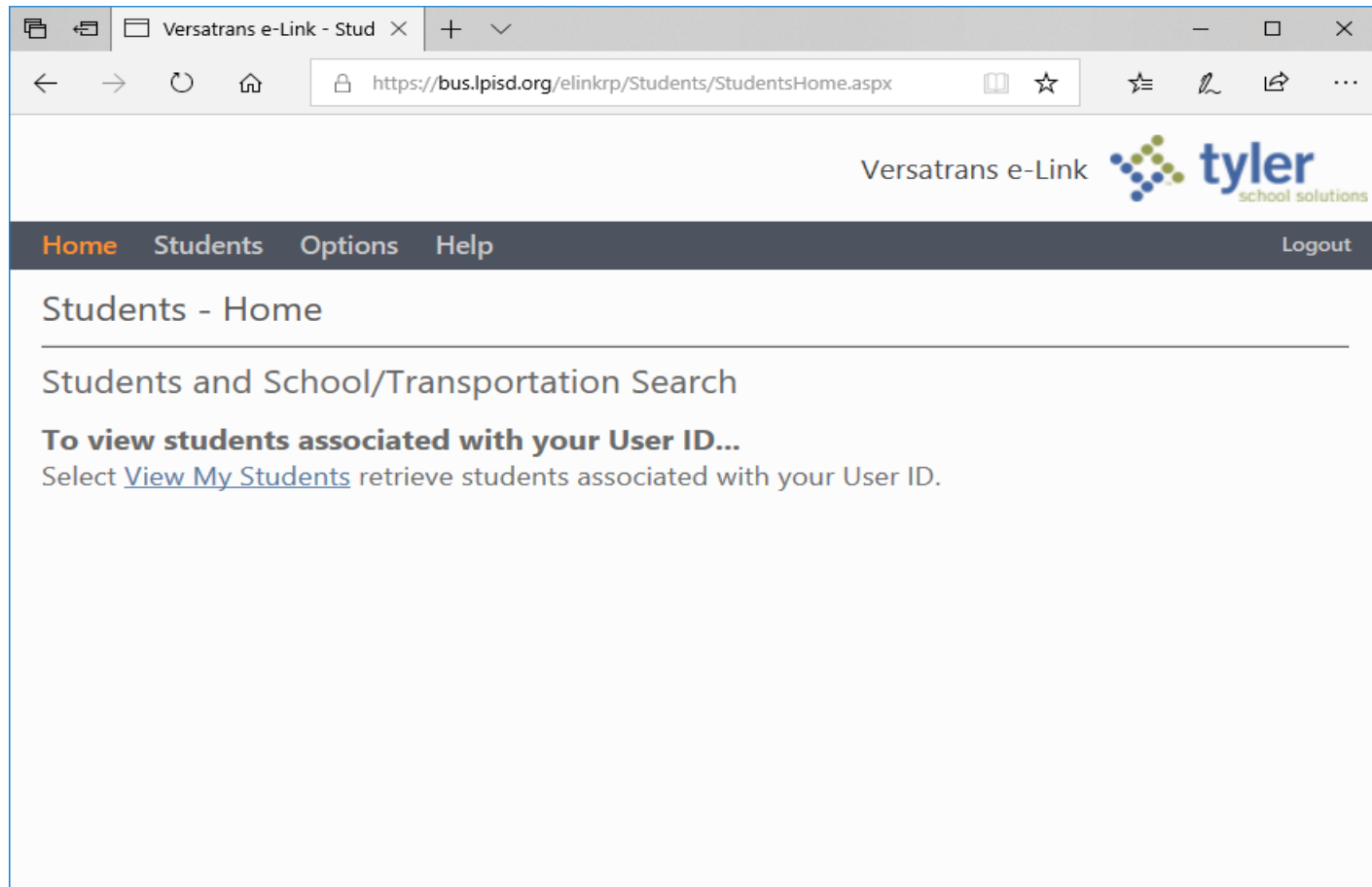
Parent/Guardian View



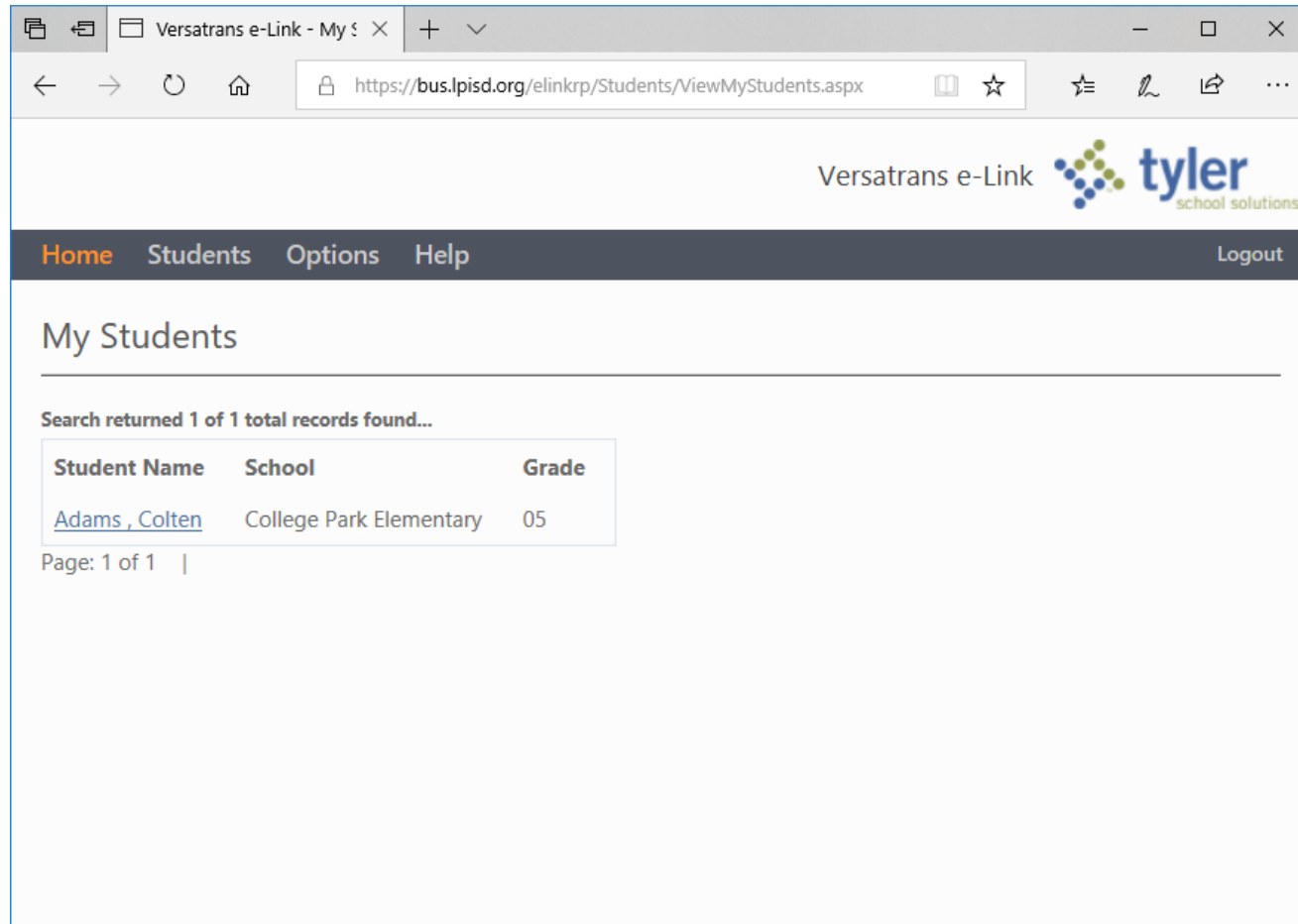
Locate bus information

Submit updates, complaints, etc.

Limited Options



Limited Options



The screenshot shows a web browser window with the address bar displaying `https://bus.lpsd.org/mlinkrp/Students/ViewMyStudents.aspx`. The page title is "Versatrans e-Link" and the logo for "tyler school solutions" is visible. The navigation menu includes "Home", "Students", "Options", "Help", and "Logout". The main content area is titled "My Students" and displays a search result: "Search returned 1 of 1 total records found...". Below this, a table lists the student information:

Student Name	School	Grade
Adams, Colten	College Park Elementary	05

Page: 1 of 1 |

View Student:

Colten Adams

Email Student Record | Choose export option... [Go](#) | [Return to Student List](#) | [View Previous Student](#) | [View Next Student](#) | [Parent Communication](#) |

Viewing Record 1 of 1

Student Information

First Name:	Colten	Last Name:	Adams
Grade:	05	Middle Name:	James
School:	College Park Elementary	Last Name Suffix:	
Program:	Regular Education	Legal Name:	
Eligibility:	H	Birth Date:	6/22/2009
Family ID	2817016555	Home Phone:	2817016555
		Gender:	M

[Hide Transportation Information](#)

Transportation Information

Transportation Information

Request Information: Type: **IN** Status: **Ride** From: **SOMERTON DR@BANDRIDGE RD**

Days: **All** Walk Dist: **0.20 mi.** To: **College Park Elementary** 7:45 AM

From	Time	Route	Bus	Days	To	Time
SOMERTON DR@BANDRIDGE RD	7:39 AM	403 AM2	403	MTWHF	COLLEGE PARK ELEMENTARY SCHOOL	7:45 AM

Request Information: Type: **OUT** Status: **Ride** From: **College Park Elementary** 3:55 PM

Days: **All** Walk Dist: **0.20 mi.** To: **SOMERTON DR@BANDRIDGE RD**

From	Time	Route	Bus	Days	To	Time
COLLEGE PARK ELEMENTARY SCHOOL	3:55 PM	403 PM2	403	MTWHF	SOMERTON DR@BANDRIDGE RD	3:59 PM

[Show Basic Information](#)